

Welcome to the “How To Create Business Ideas” Workbook.

**by Christopher Sherrod
Author of “How to Create Business Ideas”**

Copyright (c) 2012 Christopher Sherrod

All rights reserved

Visit my website at ChristopherSherrod.com

Play Prosperity Game Steps

1. Explore – have an open mind.
2. Clear – an important step that many overlook.
3. Play Prosperity Games and bank the resulting ideas. Generate so many ideas you implement only the great ones, cherry pick them.
4. Relax – giving your consciousness a break will let your sub-conscious time to come up with insights.
5. Refine – honing your ideas never ends as the world is constantly changing.
6. Implement – Money likes speed, so implement quickly.

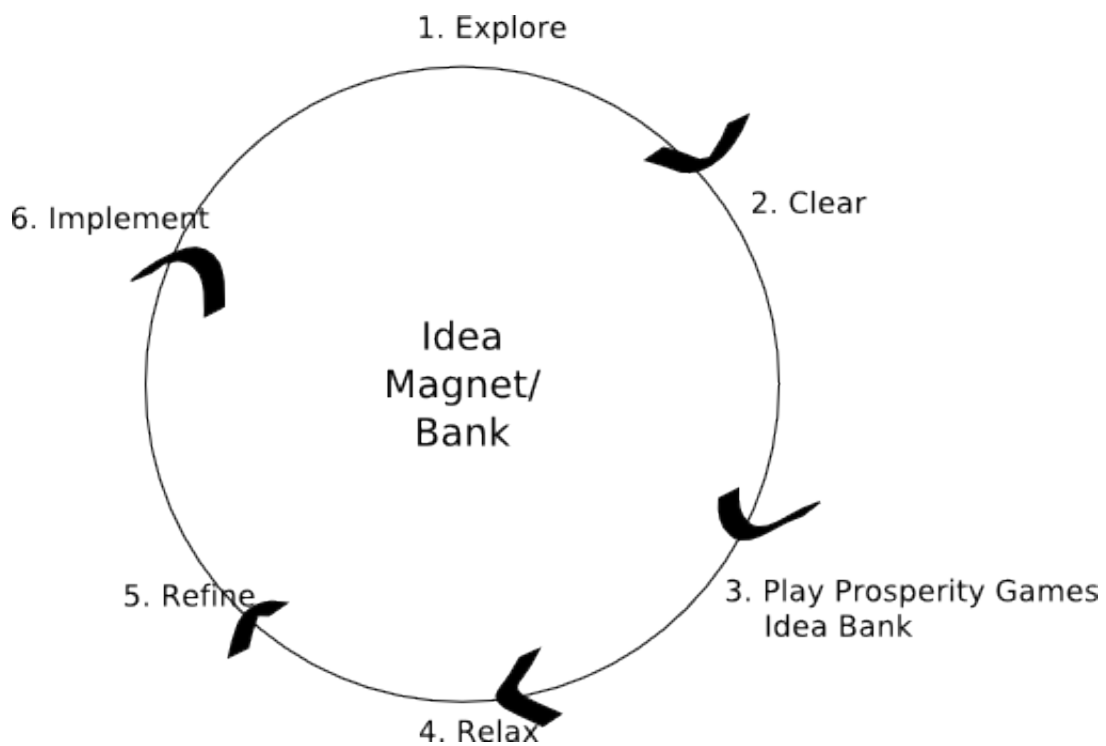


Figure 1 Play Prosperity Games Steps

Explore Your World

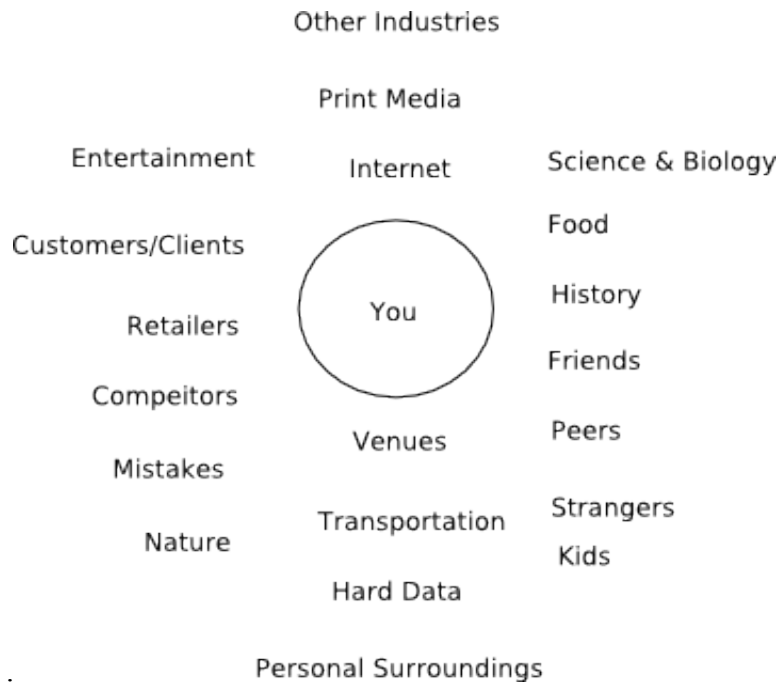
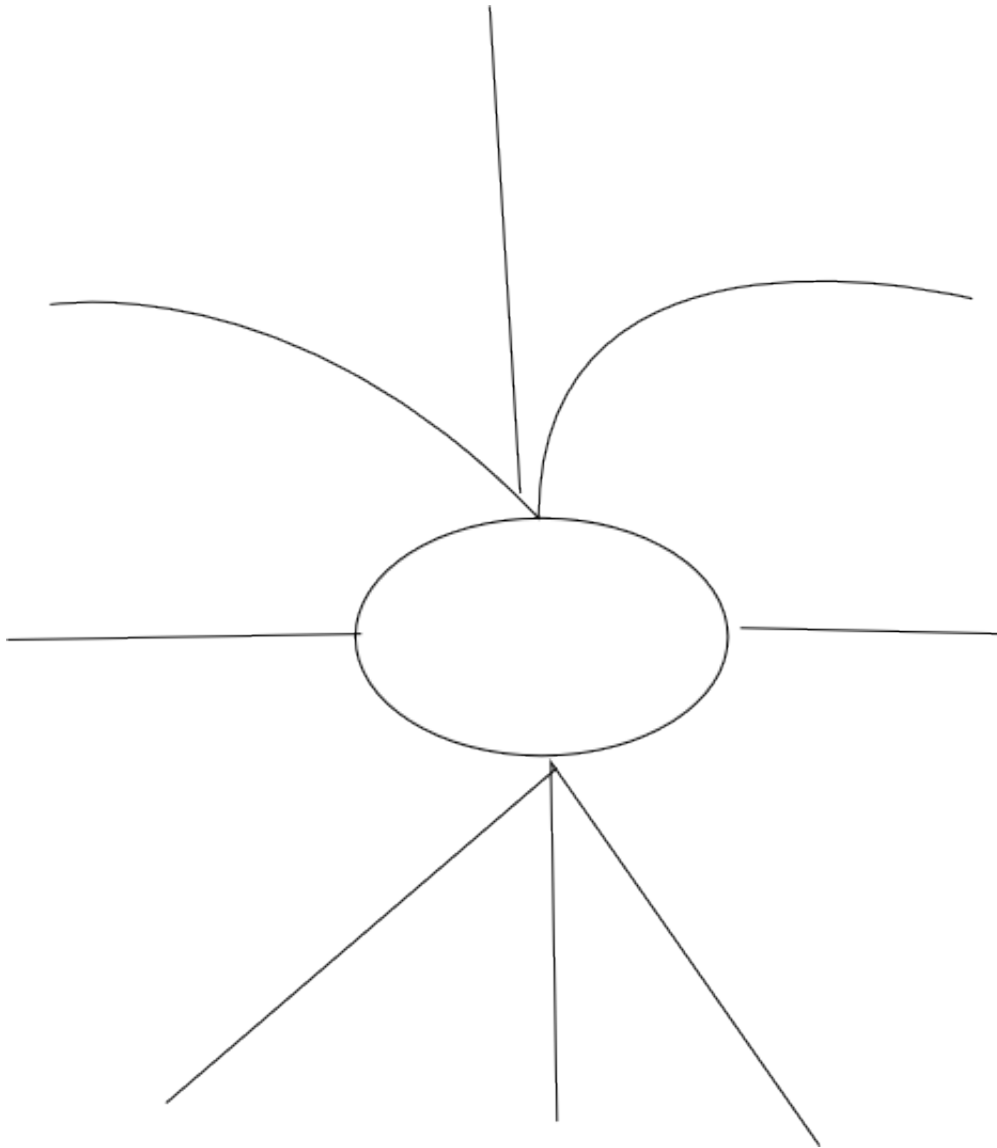


Figure 2 Explore your world

Mind Maps

Here is a sample of what your mind map can look like.



Questions to Ask Yourself

Use these questions to create your top 20 things you love.

Here are some questions and tips to help create your list of what you love.

1. What are some activities that I excel at without a lot of effort, study or preparation?
2. What do I do well that most people find difficult?
3. What skills do I have that makes people make “wow!” comments and compliments?
4. If I had all the money I could ever spend – meaning money is not a concern – what would I do?

Take this list of activities and on a scale of 1 –10 (10 being what you feel you’re most talented at) rank these activities. Your biggest rewards will come from the activities you’ve ranked 7 and higher. Put those on your list of things you love.

Also try these questions:

1. Favorite animal
2. Some day I want to do _____?
3. Favorite classes you have taken
4. Classes you would love to take.
5. What are you attracted to?
6. Where do you want to travel?

Things You Love

Do at least 20.

1.

15.

2.

16.

3.

17.

4.

18.

5.

19.

6.

20.

7.

21.

8.

22.

9.

23.

10.

24.

11.

25.

12.

26.

13.

27.

14.